

# Bactrian Camel

**Author:** Tobias Ware  
**Company:** Felt Wicked  
**Copyright:** ©2021  
**Grid Size:** 80W x 80H  
**Design Area:** 50.80 cm x 50.80 cm (80 x 80 stitches)



## Legend: (SUL)

2	45053	Black	(5 stitches)	7	45147	Ultra Very Dark Desert Sand	(381 stitches)
3	45179	Very Light Tan	(44 stitches)	8	45211	Dark Coffee Brown	(385 stitches)
4	45306	Light Golden Brown	(74 stitches)	9	45397	Very Dark Pewter gray	(456 stitches)
5	45351	Black Brown	(229 stitches)	0	45383	Light Peacock Blue	(4549 stitches)
6	45460	Dark Mocha Beige	(277 stitches)				

## METHOD:

Find the total area in stitches on the chart at the top of this page at the heading Grid Size in the form of 100W x 100H. The W means width, the H means height. Mark the four corners on your canvas, then mark each ten (10) stitches between each horizontal and vertical edge. Work the stitches from any corner, in rows or columns. The chart has numbered the columns and rows in groups of ten. Match each colour strand to its symbol and follow the chart in sequence.

## THE LEGEND (located above these instructions and below each full page chart)

The 1st column contains a symbol either in a coloured square with a black outline or with no colour in a square outline. No symbol appears more than once in a LEGEND. It always represents one colour in a chart. A stitch of that symbol's colour goes there.

The 2nd column contains a solid colour square with no symbol. It is the required colour.

The 3rd column contains either letters and numbers or just numbers e.g.SUL-45053 or 45053. These are the Sullivan's Embroidery Floss identification numbers.

The 4th column gives the Sullivan's Embroidery Floss colour-name, e.g.SUL-45053 or 45053 is Black.

The 5th column, only found in the INSTRUCTIONS page LEGEND shows how many stitches of that colour are in the pattern.

## COLOUR REPLACEMENT.

The Sullivan's Embroidery Floss ID allows you to buy that shade or to use a comparison chart to buy a similar colour from a different brand. The Sullivan's strand name gives a colour description to help you find a good match from non pre-cut yarns if you cut your own strands for latch hook. Please feel free to use yarn colours that you can find which closely match the listed colours.

## YARN

Latch hook can use pre-cut yarn strands or you can cut your own strands from balls/skeins of yarn.

## PRE-CUT YARN - How many packs do I need?


Usually one strand of pre-cut yarn is used per pattern stitch, however, sometimes two or even three strands are used to make a more filled, plush rug.

## BUYING YARN - how many balls/skeins do you need?

If you cut your own yarn read on. Example: if there are 3000 stitches of Black and you are using two strands of yarn per latch hook stitch, and each of those strands is 70mm/2.75in long then you can work out how many balls of yarn you require using this easy formula. "Length\_of\_strand" by "number\_of\_Strands\_per\_stitch" by "Number of stitches" = "total length of Yarn required". When you buy your yarn divide the this number by the meterage/yardage displayed on the yarn label, this will give you the number of balls you need. Example: 70mm by 2 strands by 3000 stitches is 420,000mm or 420 metres.


## GENERIC BACKGROUND COLOUR

On some patterns there is a generic background colour rather than the background being part of the image. The generic background is always marked by the symbol "0" in a chart. You can change the colour to suit whatever mood you want as it is not an integral part of the whole pattern, however, it is recommended to keep to a light colour if the original is light, and dark if the original is dark.




Legend:

- |            |                              |            |                                       |
|------------|------------------------------|------------|---------------------------------------|
| <b>2</b> ■ | SUL-45053 Black              | <b>7</b> ■ | SUL-45147 Ultra Very Dark Desert Sand |
| <b>3</b> ■ | SUL-45179 Very Light Tan     | <b>8</b> ■ | SUL-45211 Dark Coffee Brown           |
| <b>4</b> ■ | SUL-45306 Light Golden Brown | <b>9</b> ■ | SUL-45397 Very Dark Pewter gray       |
| <b>5</b> ■ | SUL-45351 Black Brown        | <b>0</b> ■ | SUL-45383 Light Peacock Blue          |
| <b>6</b> ■ | SUL-45460 Dark Mocha Beige   |            |                                       |



Legend:

- |  |   |
|--|---|
| [2]  SUL-45053 Black              | [7]  SUL-45147 Ultra Very Dark Desert Sand |
| [3]  SUL-45179 Very Light Tan     | [8]  SUL-45211 Dark Coffee Brown           |
| [4]  SUL-45306 Light Golden Brown | [9]  SUL-45397 Very Dark Pewter gray       |
| [5]  SUL-45351 Black Brown        | [0]  SUL-45383 Light Peacock Blue          |
| [6]  SUL-45460 Dark Mocha Beige   |   |